

# Sight Word Reading Flashcards

Sight words are words that are not decodable (cannot be sounded out) for one of two reasons:

1. They do not follow regular phonics rules.
2. The phonics rule has not been taught yet.

To help beginning readers, the first several steps of DOG ON A LOG Books limit sight words to short words that are necessary when writing a story. As the steps advance and reading skills become more established, the sight words will get bigger. Sight words bring so much more depth to books, plus children will encounter them in other reading. I list the sight words so that the children can be prepared in advance of reading, if necessary.

Below is a list of the sight words that are introduced in each step. They will be seen again in following steps. Not every sight word is seen in every book. As I publish new Steps of books, I will update this printable to include the new sight words.

The following pages are printable flashcards for reading practice. If you laminate the pages before you cut them, they should be fairly durable, though once you cut them, they are not waterproof. If you want them waterproof, cut them before laminating, lay the cut cards with plenty of room between them, then cut between the cards.

We do sight word cards as part of our daily routine. At first, we had to do sight word cards every day. At this time, we don't do them every day, but if we go too long without doing them, they can sometimes be forgotten.

As your student progresses through the steps, you may be able to remove some of the words from the sight word stack. For example, "like" is introduced in Step 1 to make stories more interesting. However, silent e is taught in Step 5. At that time it may be appropriate to remove it from the sight word stack.

Some steps will have blank cards. You can use them for additional words you want to focus on. A 'wet erase" can be used to write on laminated cards. It should not smudge as a dry erase would and can be easily removed with a damp cloth.

## FOR GAME CARDS

This set of Sight Word cards is meant for the boardgames *Get Tug to the Hall* and *In the Cave*. The cards will have Tug on the back of each card so they can be read when you land on a Tug space. Print these double sided. If you can't do that, you MUST cut them prior to laminating them. Lay them out on the laminating sheet with ample room between them to hold them together and to allow for cutting.

**Step 1**

a, are, be, does, go, goes, has, he, her, his, into, is, like, my, of, OK, says, see, she, the, they, to, want, you

**Step 2**

could, do, eggs, for, from, have, here, I, likes, me, nest, onto, or, puts, said, say, sees, should, wants, was, we, what, would, your

**Step 3**

as, Mr., Mrs., no, put, their, there, where

**Step 4**

push, saw

**Step 5**

come, comes, egg, pull, pulls, talk, walk, walks

**Step 6**

Ms., so, some, talks

**Step 7**

Hmmm, our, out, Pop E., TV

a

are

be

does









go

goes

has

he

her



his

into

is

like






my

of

OK

says

see



she








the

they

to

want

you





could

do

eggs

for








from

have

here

I

likes



me

nest

onto

or




puts

said

say

sees

should



wants









was

we

what

would

your



as

Mr.

Mrs.








no

put

their

there








where





push

saw



come

comes

egg



pull

pulls

talk

walk

walks







**Ms.**

**so**

**some**

**talks**



Hmmm

our

out

Pop E.

TV

