

Syllables

Syllables are chunks of sounds in words. Each chunk of sound, or syllable, has a vowel.

Clap each syllable in the name of each person in the room. Clap names of people the kids know. Ask the kids to suggest words and clap the syllables together. Try making up funny words.

Blend Compound Words

Show card with "word + word." Have the kids say each word. They should clap while they say the word, then have them say them quickly while still clapping once for each word.

When they get the compound word, show them the compound word card.

cupcake, sandbox, skateboard, starfish, horseshoe, birdhouse, earring, goldfish, mailbox

Segment Compound Words

Show second set of compound words, have them clap the syllables.

seashell, backpack, snowman, flagpole, teacup, footprints, anthill, crosswalk, haystack

Blend Two-Syllable Words

Read two syllables, have the kids clap for each syllable then say the syllables quickly until they have the word. Once they have the word, show them the syllable card.

*pic*nic, ta*ble, cac*tus, lad*der, ham*mer, ap*ple, moun*tain, jack*et, trac*tor*

Some programs will split the syllables differently. Use the syllable split that your program uses.

Clap One-Syllable Words

Show the cards with pictures of one syllable words, have the kids clap the syllables.

tent, hut, duck, elk, dog, pig, fish, spring, horse

Segment Three-Syllable Words

Show the cards with pictures of three syllable words, have the kids clap the syllables. Show them you are counting with your fingers to help them keep track of the number of syllables.

basketball, strawberry, gingerbread, computer, elephant, chocolate, kangaroo, telescope, banana

Segment Four-Syllable Words

Show the cards with pictures of four-syllable words, have the kids clap the syllables. Show them you are counting with your fingers to help them keep track of the number of syllables.

helicopter, macaroni, watermelon, alligator, caterpillar, calculator, rhinoceros, motorcycle, binoculars



Syllable Dots

Listen to a word and set one green dot onto the grid for each syllable you hear.





Syllable Sort

Mix up all the syllable cards. Lay out the four syllable sort cards. Tell them there is a green dot for every syllable in a word. Now have them sort the words by the number of syllables in the word.


cupcake



			
---	---	--	--

macaroni



			
---	---	---	---



1 SYLLABLE



2 SYLLABLES

Play *Get Up to the Hall* and/or *Into the Cave*

Use the syllable cards as the Tup cards for this game session. When they draw a Tup card, they should clap the syllables in the word. If you do not have the gameboards or the kids don't want to play the game, they can also do this without the gameboard.